



Orange Sky Washing Line

Start conversations with an Orange Sky washing line. Cut out the shapes, colour them in and hang your washing line up to spark a conversation!

While Orange Sky provides a laundry and shower service, it's the connection and conversations that happen on our shifts that have the greatest impact. We hope your washing line can start some conversations!



For extra fun or big groups

Photocopy the template page to make lots of individual washing lines, or one big one!

How to make it

You'll need

- One or more sheets of A4 or A3 paper
- Colouring in pencils or pens
- Safety scissors
- 1.5 metres of ribbon or string
- Sticky tape or pegs

Steps



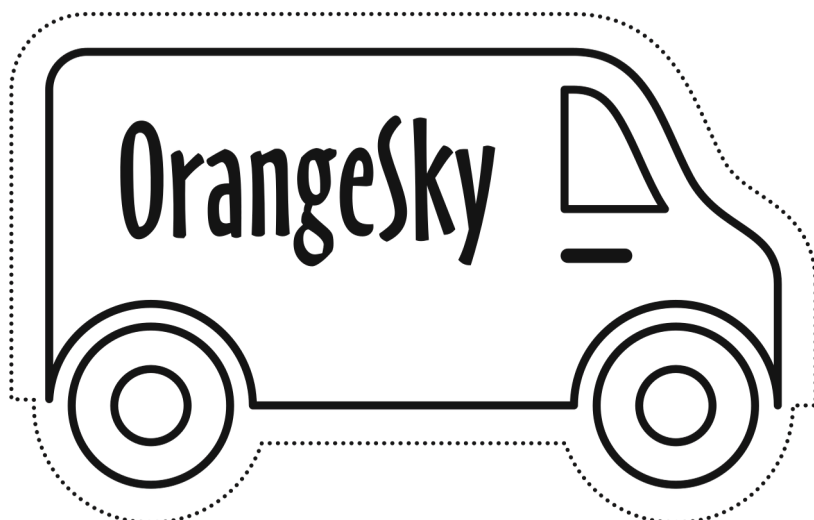

- 1 Print the Orange Sky Washing Line template on the next page on a sheet of A4 or A3 paper.
- 2 Colour in the Orange Sky shapes from the template.
- 3 Carefully cut out each shape following the solid outlines on the template.
- 4 Spacing your out shapes evenly, carefully attach them to your piece of ribbon or string using sticky tape or pegs.
- 5 Hang your amazing new Orange Sky washing line!

See
next
page





Orange Sky Washing Line



Cut around
the dotted
lines

